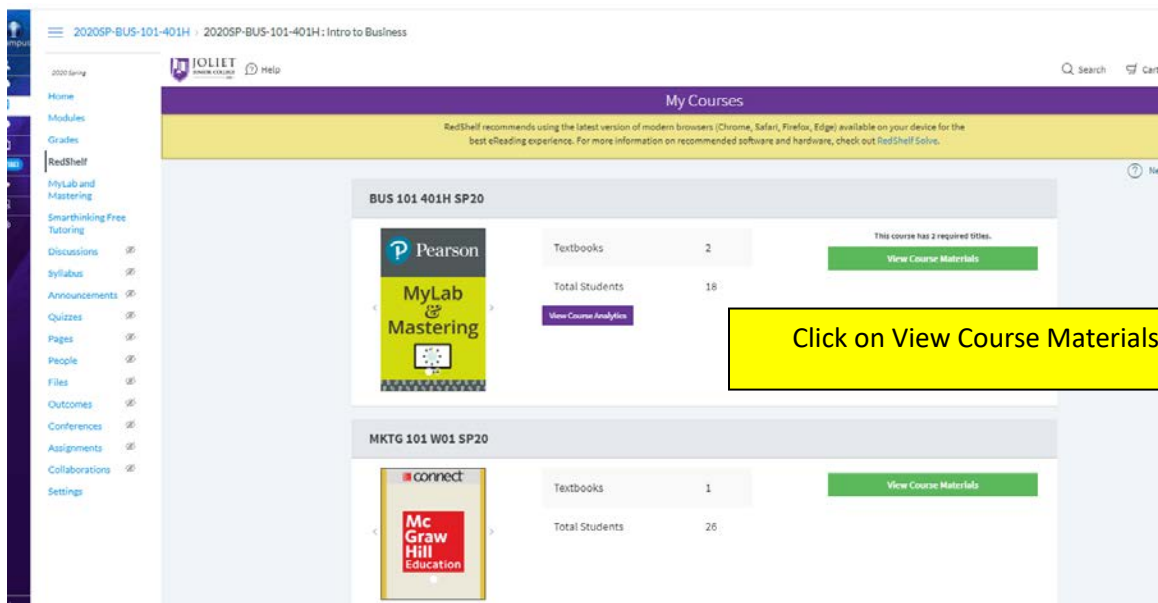
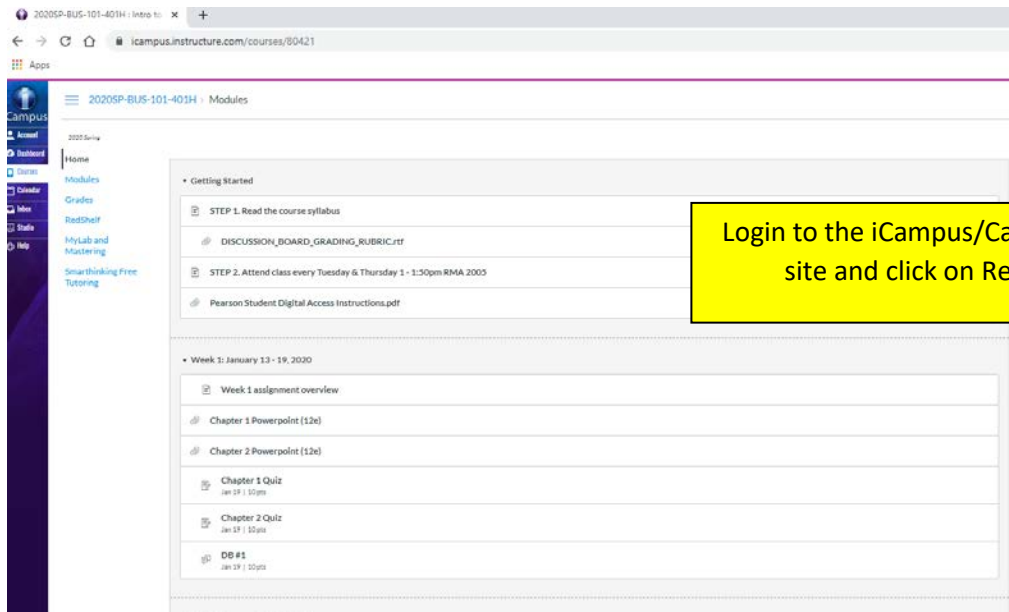


STEPS FOR STUDENTS TO USE DIGITAL ACCESS FOR PEARSON MY LAB & MASTERING ACCOUNT SET-UP



- 2020 Spring
- Home
- Modules
- Grades
- RedShelf
- MyLab and Mastering
- SmarterThinking Free Tutoring
- Discussions
- Syllabus
- Announcements
- Quizzes
- Pages
- People
- Files
- Outcomes
- Conferences
- Assignments
- Collaborations
- Settings

< My Courses

MyLab Business New Design with eText for Business Essentials for Joliet Junior College -- Electronic Access Code



This is your publisher access code

Highlight and copy the access code (31 alpha-numeric code). Each student has a unique access code.

- 2) Copy this code and save it.
- 3) Return to Canvas and paste this code into your link provided by your instructor.

If your course materials expire after your course's end date, you can access your products directly on jic.redshelf.com! Log in with your campus email address, click your name in the top right, and select "My Shelf."

- 2020 Spring
- Home
- Modules
- Grades
- RedShelf
- MyLab and Mastering
- SmarterThinking Free Tutoring



Open MyLab & Mastering

Click on the My Lab and Mastering tab on the left side of the iCampus/Canvas course page



- Student Links
- MyLab Biz All Assignments
- MyLab Biz Results
- More...



- Help & Support
- Learn how to use MyLab and Mastering for Canvas. Get support and diagnostics.
- Forgot your Pearson username or password?
- Get help and support

End-User License Agreement and Privacy Policy

By registering to use a Pearson Education online learning system, I certify that I have read and agree to the Pearson End-User License Agreement and Privacy Policy and the Pearson Privacy Statement.

I understand that my personal information may be stored in and/or accessed from jurisdictions outside of my resident country. I consent to this storage and/or access.

The personal information that I use with a Pearson Education online learning system, my answers to questions that are asked, and my comments about me made by my instructor.

Click on "I accept" to accept the terms.

Pearson Privacy Statement

Pearson Privacy Statement

Pearson Education ("Pearson") recognizes the importance of protecting the privacy of Personally Identifiable Information about you as a user of our online learning applications, websites and educational evaluation tools ("applications"). Follows is an overview of Pearson's Privacy Policy which is wholly contained within the [Pearson End-User License and Privacy Agreement](#) to which end users consent when registering for a Pearson application.

Information considered by Pearson to be Personally Identifiable Information ("PII") is: your full name, address,

Pearson End-User License Agreement and Privacy Policy

End-User License Agreement and Privacy Policy

Last Revision Posted: 15 June 2012

These terms constitute an agreement between You and Pearson Education, Inc, and its direct and indirect affiliates ("Pearson"). By accessing or using the website and/or service with which these terms are associated, You acknowledge that You have read and accepted the terms of this Agreement. If You do not agree to abide by the terms and conditions of this Agreement, please do not register for or otherwise access or use this Website.

Register

Help

Sign In with Your Pearson Account

Your account gives you access to your Pearson online courses and products.

Username

Password

[Forgot your username or password?](#)

Create a Pearson Account

If you don't already have an account, create one.

[Not sure if you have](#)

Click on the Create button to set-up your My Lab and Mastering account. If you already have a Pearson account, sign in with your Pearson username and password

Register

H

Create an Account

Your account gives you access to Pearson products. [Sign in](#) if you already have an account.

Email Address	<input type="text"/>
Username	<input type="text"/>
Password	<input type="password"/>
Re-enter Password	<input type="password"/>
First Name	<input type="text"/>
Last Name	<input type="text"/>
Security Question	<input type="text"/>
Security Answer	<input type="text"/>

Create your account by completing all of the boxes (use your JJC email address), accept the three boxes at the bottom to agree with the terms and click "Create Account"

- I agree to the [Terms of Use](#) and acknowledge the [Privacy Policy](#).
- One or more of these applies to me:
- I am enrolled in Middle or High school in the United States
 - I am under the age of 18
 - I reside outside the United States
- I do not wish to receive information about other Pearson products and services that may be useful to me.

Register

i meyeriphone@comcast.net, you've successfully created a Pearson account!
To continue, select an option below.

Select an Option

Use an Access Code

A prepaid access code might come with your textbook or in a separate kit.

Access Code



Click on "Access Code"

eText for Ebert, Business Essentials 12e

\$84.99 USD

Waiting for financial aid? [Get temporary access without payment for 14 days.](#) Use an access code, credit card, or Paypal before January 28, 2020 to stay in your course.

Register

Access Code

Enter a prepaid access code in the

Enter **your** 31 digit access code (NOT the sample code provided in these instructions) and then click "Finish"

the first box.

Access Code

ABACUS - CANAL - PRIDE - STONY - MOULD - LUCKY

Finish

ABACUS-CANAL-PRIDE-STONY-MOULD-LUCKY

ABACUS-CANAL-PRIDE-STONY-MOULD-LUCKY

To use your instructor's MyLab & Mastering course follow the steps below to register online

1 START HERE

To register, you will need:

- ▶ A valid email address
- ▶ Your instructor's Course ID (shared by your instructor)
- ▶ The student access code that is printed beneath the pull tab below

Record your Course ID here: _____


This code can be used only once and cannot be shared. If the tab is already pulled back, this code may not be valid. You may buy access at pearsonmylab.com.

2 REGISTER ONLINE

- ▶ Go to pearsonmylab.com.
- ▶ Follow the instructions to register as a student.
- ▶ After you register you can sign in any time at pearsonmylab.com.

Need help with registration?

Scan the QR code with your smartphone to see a video tutorial that provides step-by-step instructions for online registration. You can also see the video tutorial at pearsonmylab.com/learnregister.



MyLab & Mastering Customer Support

For help, go to our 24-hour Customer Technical Support site at 24hours.pearsoned.com/help.

ALWAYS LEARNING PEARSON

Cancel